

Structure

- > *Struttura e rosone a soffitto:*
metallo cromato o nichelato spazzolato.
- > *Diffusore:*
vetro soffiato.

- > *Structure and ceiling rose:*
chrome or brushed nickel metal.
- > *Diffuser:*
blown glass.






- > *Struktur und Deckenrose:*
Metall verchromt oder Nickel gebürstet
- > *Diffusor:*
geblasenes Glas.

- > *Structure et rosette*
métal chromé ou nickel brossé.
- > *Diffuseur:*
verre soufflé.

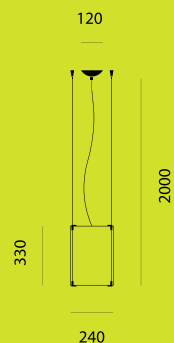
- > *Estructura y florón de techo:*
metal cromado o niquel cepillado.
- > *Difusor:*
cristal soplado.

Light data

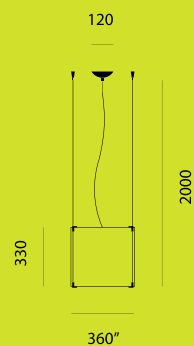


-  max 1x150W IAA E27
-  clear glass / max 1x150W IAA E27
-  clear glass / max 1x100W HAGS/UB E27
-  clear glass / max 1x100W IRR E27
-  opal glass / max 1x23W FBG E27



Model S1



Model S3



Colors

-  white
-  TR crystal